



PRE-UNI NEW COLLEGE

Head Office: 5 The Crescent, Strathfield NSW 2135 PH: 9746 7000 FAX: 9746 6999
 Email: info@newcollege.edu.au Website: nsw.newcollege.com.au / www.cyberschool.com.au

Welcome to Pre-Uni New College Cyberschool!

Cyberschool is a special e-learning website (www.cyberschool.com.au) hosted by Pre-Uni New College and provides the extensive educational services to help students revise their entire Pre-Uni New College class work. Students can register for their own Cyberschool account to access its services.

Services vary depending on the course registered, and each service has its due date so students should enjoy all provided services until expiry as there is no extension.

| Once registered Thinking Skills F2F Course, students can: | Service Found At |
|---|--|
| <ul style="list-style-type: none"> ➤ download Module Answers until the term finishes. | MY COURSES > THINKING SKILLS > Module Answer |
| <ul style="list-style-type: none"> ➤ try weekly Homework Questions for extra practice until the term finishes. ➤ try weekly Class Book Revision tests for revision until the term finishes. | MY COURSES > THINKING SKILLS > Online Homework |
| <ul style="list-style-type: none"> ➤ attempt online Term Test on Week 8. | Term Test |
| <ul style="list-style-type: none"> ➤ try GA Practice for Scholarship Test, Reading 310 and Master 27ES for more practice until the last day of next holiday. | EXTRA STUDY RESOURCES > GA for Scholarship / Reading 310 / Master 27ES |

Below is the Overall Cyberschool Service Schedule for 2024 Term 4 Thinking Skills Course (F2F).

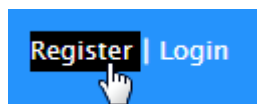
| Week | Module Answer Weekly Class Book Weekly Homework | Term Test | | Module | Class Book Revision |
|---------|---|---------------|-------------|-----------|---------------------|
| | Service Start | Service Start | Service End | | Service Start |
| Week 1 | 12/10/2024 | | | | |
| Week 2 | 19/10/2024 | | | Module 1 | 19/10/2024 |
| Week 3 | 26/10/2024 | | | Module 2 | 26/10/2024 |
| Week 4 | 02/11/2024 | | | Module 3 | 02/11/2024 |
| Week 5 | 09/11/2024 | | | Module 4 | 09/11/2024 |
| Week 6 | 16/11/2024 | | | Module 5 | 16/11/2024 |
| Week 7 | 23/11/2024 | | | Module 6 | 23/11/2024 |
| Week 8 | 30/11/2024 | 30/11/2024 | 06/12/2024 | Module 7 | 30/11/2024 |
| Week 9 | 07/12/2024 | | | Module 8 | 07/12/2024 |
| Week 10 | 14/12/2024 | | | Module 9 | 14/12/2024 |
| Holiday | | | | Module 10 | 21/12/2024 |

Term 4 Cyberschool Service will be available until 6th January 2025.

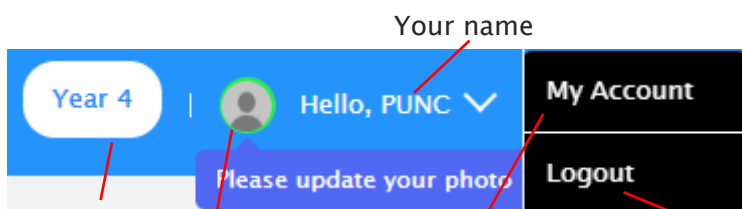
DISCLAIMER: DETAILS OF THE SERVICE SUBJECT TO CHANGE WITHOUT PRIOR NOTICE.

How can I get my Cyberschool account?

1. Go to www.cyberschool.com.au.
2. Click 'Register' on the top right corner of the main page.



3. Enter your student id number, date of birth and email address in the registration fields. Click the 'Submit' button.
4. Once you have submitted, you will be given a verification email, where it will contain the activation link.
5. Check your email inbox to find the verification email from the Cyberschool team. If you can't find it in your inbox, check the junk folder. It will be there, if so, unmark it as junk.
6. Click on the activation link. If the link doesn't work, copy and paste the link into the address bar of your internet browser and press the enter key.
7. The link will open a window for password creation (Sign Up) page. Enter your desired password twice in the following fields and click Submit.
8. Once registered, you will be logged into the site. The login status bar is located on the top right of the page which looks like Fig 1 below. If you want to log out, click 'Logout'.
9. Next time you want to log in, click 'Login' and enter your student number and password.



Your grade

Click the icon to update your photo

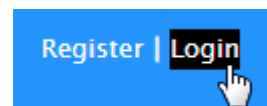
Your name

My account information

Click here to log out

I forgot my password.

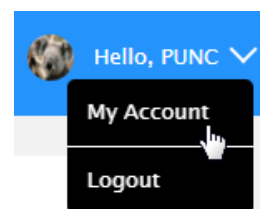
1. Click 'Login' at the top right of the page.



2. Click 'Forgot your password?' menu next to the Login button.
3. Enter your student id number, date of birth, email address and click 'Submit'.
4. Check your email account for your temporary password.
5. Log on to the Cyberschool with your temporary password.

How can I change my password?

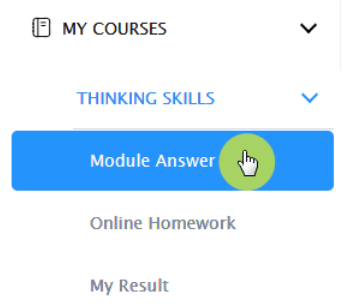
1. Log on to the Cyberschool and click 'My Account' on the top right corner of the main page.



2. Click 'Change my password' menu and enter new password twice then click 'Submit'.
3. A confirmation message will appear.

How to Download Module Answers

1. Go to 'Module Answer' below 'MY COURSES > THINKING SKILLS' on the menu bar.



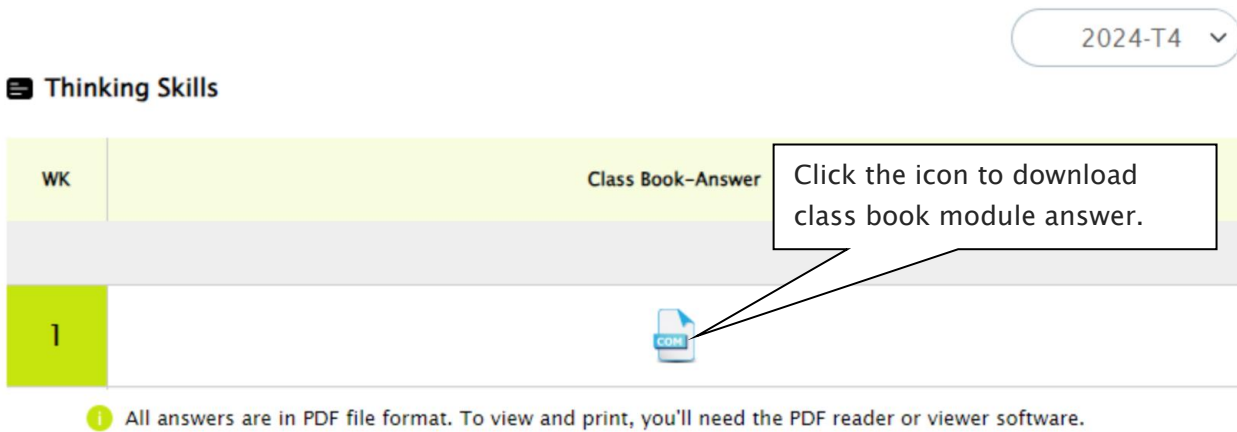
2. [Fig. 1] Click on the answer icon for the desired subject and the file download will start.

3. Parents can set a 6-digit passcode to download module answers, ensuring secure and controlled access.

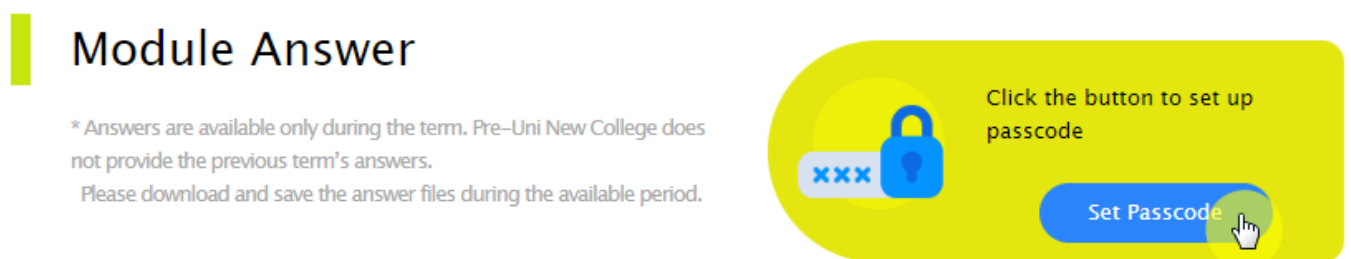
[Fig. 2] Click on the 'Set Passcode' button to establish your passcode. Once set, this passcode will be required each time you access the module answer page.

4. Module Answers will expire after the term finishes (refer to the service schedule on Page 2). Please note the date and remember to access them when available.


[Fig. 1]



[Fig. 2]



Set up **PASSCODE to view **Answer files****



Set Passcode


Passcode (6-digit)

Confirm Passcode

Email for reset Passcode *

Save


* This email is used for reset
recommended to use an email
known, which the students
to the email used for Cyber



Enter Passcode for module answer

Type your account Passcode

Forget your Passcode?



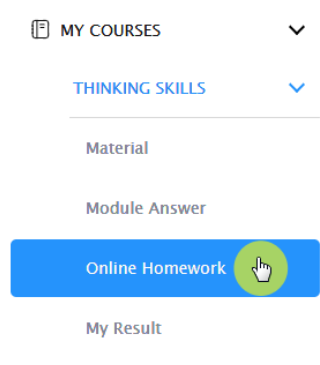
What is Weekly Homework Question?

For more practice on Critical Thinking and Problem Solving, students will be able to attempt additional questions as a homework every week.

The weekly homework questions will expire after the term finishes. Please note the date and remember to access them when available.

How to Complete Homework Question

- 1. Go to 'Online Homework' below 'MY COURSES > THINKING SKILLS' on the menu bar.

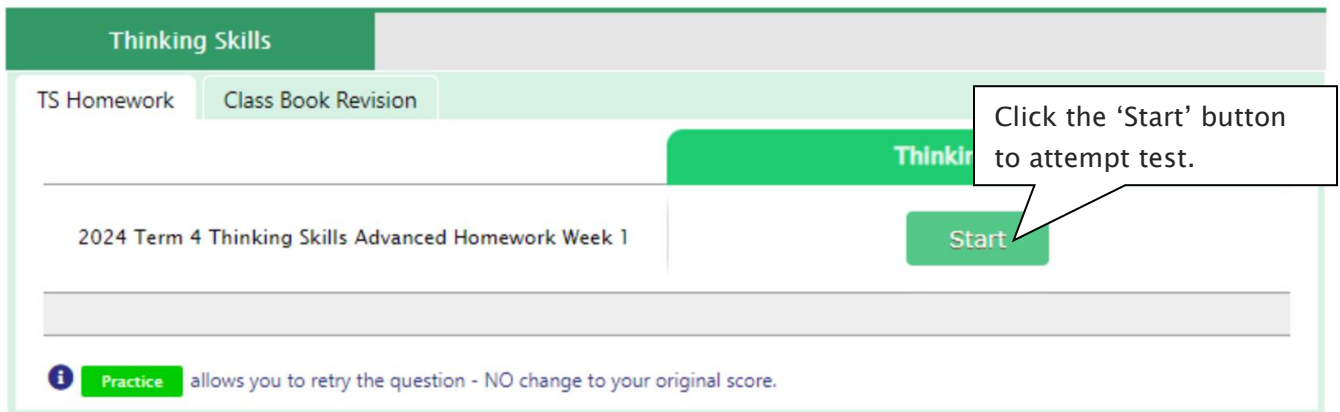


- 2. [Fig. 1] Click 'Start' button on the subject you want to attempt.

[Fig. 1]

Online Homework

Term



Read the instructions and when you are ready, click 'Start'. The quiz questions will appear on the screen. When you finish all the questions, click the 'Finish' button at the bottom right corner.

- 3. [Fig. 2] Test results and review service are accessible at 'My Result' menu as well.

If the test mark is '0', 'Re-Test' button will appear to reset the test.

Reattempting test is available by clicking 'Practice' button next to the 'Test Review'. This will not affect to the original score.

[Fig. 2]

Online Homework

Term 2024-T4

Thinking Skills

TS Homework Class Book Revision

2024 Term 4 Thinking Skills Advanced Homework Week 1

10/10 (100%)

Test Review Practice

Click the score to view result.

Click the 'Test Review' button for revision.

Click the 'Practice' button to reattempt the test.

Practice allows you to retry the question - NO change to your original score.

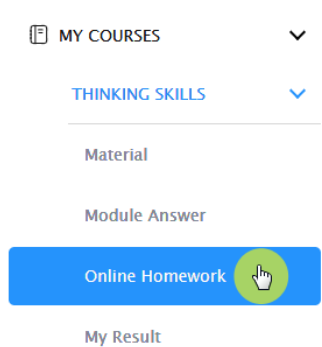
What is Class Book Revision?

For further enrichment in revisiting and mastering course content, students will have the opportunity to attempt a revision test based on the class book each week after lessons. These class book revision tests are designed to reinforce the week's learnings and assess the students' grasp of the covered material.

The class book revision tests will expire after the term finishes. Please note the date and remember to access them when available.

How to Complete Class Book Revision

1. Go to 'Online Homework' below 'MY COURSES > THINKING SKILLS' on the menu bar.



2. [Fig. 1] Click 'Start' button on the subject you want to attempt.

Read the instructions and when you are ready, click 'Start'. The quiz questions will appear on the screen. When you finish all the questions, click the 'Finish' button at the bottom right corner.

3. [Fig. 2] Test results and review service are accessible at 'My Result' menu as well.

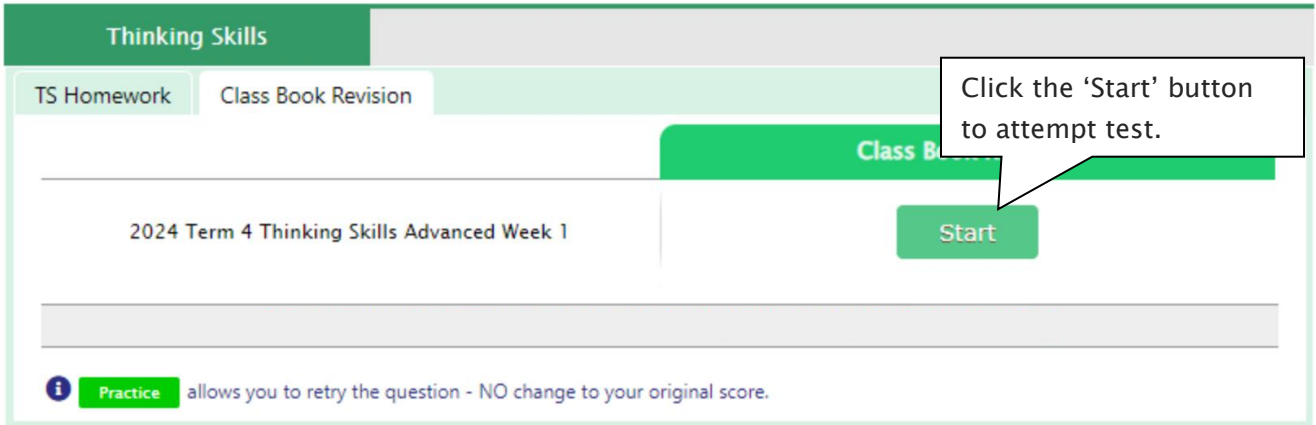
If the test mark is '0', 'Re-Test' button will appear to reset the test.

Reattempting test is available by clicking 'Practice' button next to the 'Test Review'. This will not affect to the original score.

[Fig. 1]

Online Homework

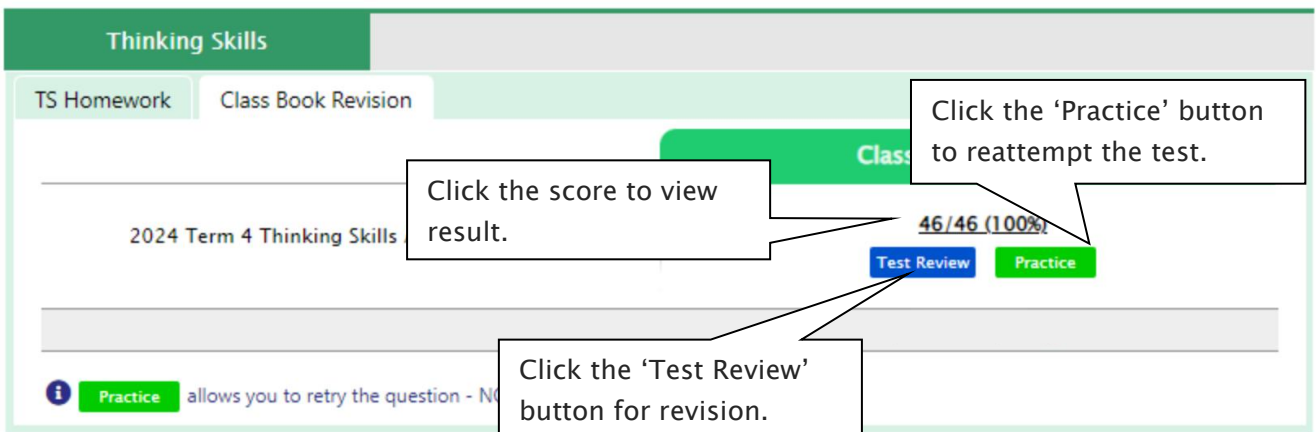
Term 2024-T4



[Fig. 2]

Online Homework

Term 2024-T4



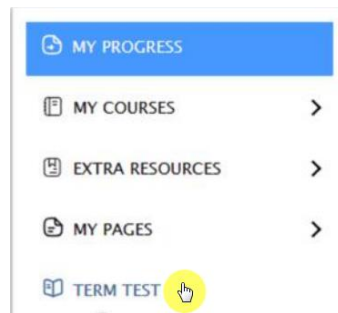
What is the Online Term Test?

Thinking Skills course students will take the term tests in week 8 of each term. Term test is for assessment and subsequent reporting. Students must complete the within the test opening period as there will be **NO catch-up test** available after the test period.

Term test reports will be sent out to the parents by email at the end of the term. The report contains the information about test score, achievement level (position), performance on each category component of thinking skills subject.

How to Complete the Online Term Test

1. Go to '**TERM TEST**' on the menu bar.



2. Click 'Start' button to begin the test. Read the test instruction and when you're ready, click 'Start' at the bottom of the screen.

3. Read each question carefully and show your answer using the mouse.

4. When you completed the test, click 'Finish' button at the bottom right corner.